

High yield floating rate note (HY FRN) outlook

M&G (Lux) Global Floating Rate High Yield Fund

M&G Wholesale Public Fixed Income team

June 2022

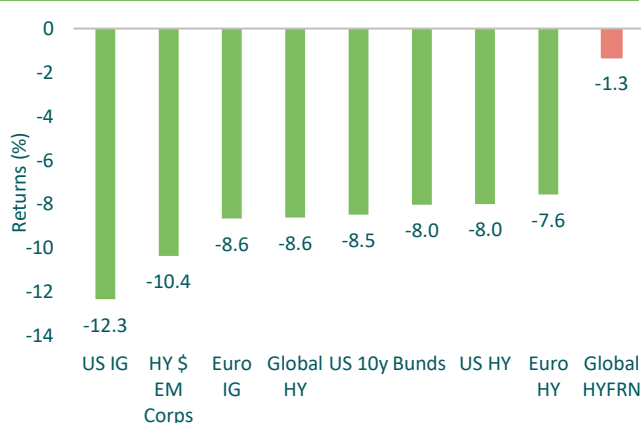
- High yield floating rate notes (HY FRNs) have significantly outperformed fixed rate bonds during the monetary policy tightening cycle, thanks in no small part to their low duration risks.
- We believe the investment environment remains favourable to the asset class, given we are still in the early stages of the central bank rate hiking cycle and future rate rises are yet to feed into HY FRN coupons.
- Credit spreads are wider than their long-term average, with downside scenarios already priced in. We believe this presents some attractive potential opportunities, particularly given the additional security of senior-secured debt.

The value of investments will fluctuate, which will cause prices to fall as well as rise. There is no guarantee the fund will achieve its objective, and you may not get back the original amount you invested. Where performance is mentioned, past performance is not a guide to future performance.

HY FRNs continue to outperform

While 2022 has been brutal so far for many fixed income assets, floating rate bonds have held up well, thanks in no small part to their variable coupons, which move in line with cash reference rates. As Figure 1 shows, HY FRNs have posted slightly negative year-to-date (YTD) returns due to credit spreads widening; however, their lack of duration risk (sensitivity to changes in interest rates) has resulted in significant overall outperformance.

Figure 1. Fixed income assets, returns (%), 2022 YTD



Past performance is not a guide to future performance.

Source: ICE Bank of America Indices, 30 April 2022. Index performance shown hedged in USD. Information is subject to change and is not a guarantee of future results. Global HY: ICE BoA Global High Yield Index. Global HY FRN: ICE BofA Global High Yield Floating Rate Loan (3% Constrained) Index. US HY: ICE BoA US High Yield Index. Europe HY: ICE BoA European High Yield Index.

This outperformance is even more pronounced when measured from the end of 2020, by which time markets had begun to price in tighter future monetary policy. Over the [16-month] period, HY FRNs have delivered a positive total return of +6.4%, while fixed rate US and European high yield bonds have posted negative returns of below -3% in the same period.

We believe the current environment remains favourable for HY FRNs, with interest rates and consumer prices expected to rise substantially further. In particular, we believe HY FRNs possess three characteristics, which – in our view – mean the asset class should continue to offer potentially attractive diversification properties for fixed income investors in the period ahead.

1. Low duration

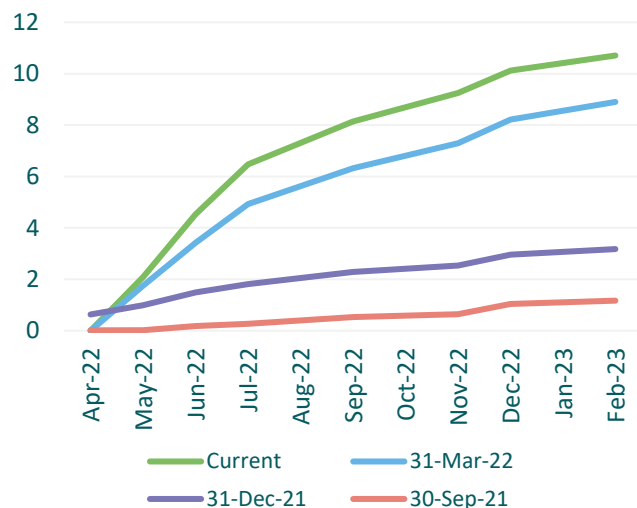
HY FRNs have close to no duration, which means that all other things remaining equal, interest rate rises should not result in any capital losses for bondholders. This makes HY FRNs potentially more attractive than the broader global high yield bond market for investors who may be worried that future central bank rate rises could lead to further sell-offs in fixed rate assets.

2. Floating rate income

HY FRN coupons typically reset in line with cash interest rates every three months. Given we are still in the early stages of central bank rate hiking cycles – with the US Fed Funds Rate at 0.75%-1.00% and the European Central Bank deposit rate still at -0.5% – expected future rate rises are still yet to feed into HY FRN coupons. As such, higher interest rates are likely to benefit HY FRN investors

through higher potential income, with their high yield coupons offering significantly higher potential to offset the effects of inflation than their investment grade counterparts. Markets currently anticipate multiple rate rises over the next year, as shown in Figure 2.

Figure 2. Number of 25 basis point (bps) rate rises priced in to US Fed Funds futures



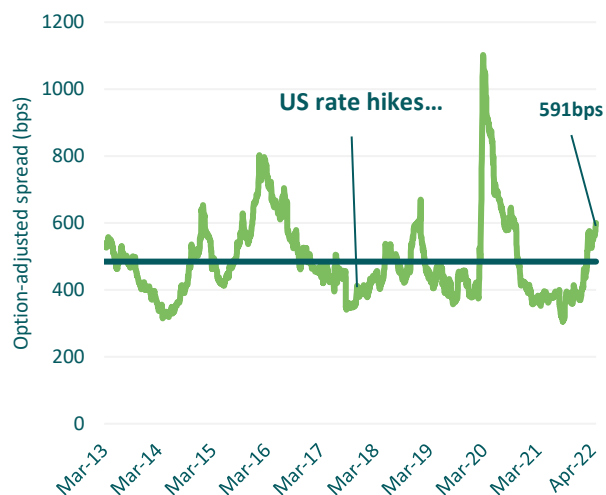
Source: M&G, Bloomberg, 30 April 2022. Information is subject to change and is not a guarantee of results.

3. Elevated credit spreads

In 2022, we have seen a significant revaluation in credit spreads (the difference between corporate bond yields and government bond yields). As shown in Figure 3, spreads are now wider than their long-term average of 484bps. In our view, high yield spreads could be approaching their wide point for the cycle, with much bad

news already priced in due to slowing growth and potentially higher defaults in the coming period. However, HY FRNs are typically senior-secured in the capital structure, which provides additional levels of downside protection. If credit spreads were to widen further, we would likely look to add some risk to the portfolio given these potentially attractive levels.

Figure 3. HY FRN spreads potentially attractive, above long-term average of 484bps



Past performance is not a guide to future performance.

Source: Bloomberg, ICE BofA Indices, 30 April 2022. Global HY FRN: ICE BoA Global High Yield Floating Rate Loan (3% Constrained) Index.

Outlook

We believe companies have entered this economic slowdown in healthy positions, with net leverage and

Figure 4. Potential return scenarios for changing credit spreads and interest rates, EUR hedged (base-case highlighted)

		Change in credit spreads (%)								
		-2.0	-1.5	-1.0	-0.5	0.0	0.5	1.0	1.5	2.0
Change in interest rates (%)	-1.0	11.6	9.8	7.9	6.1	4.3	2.4	0.6	-1.2	-3.1
	-0.5	11.7	9.9	8.0	6.2	4.4	2.5	0.7	-1.1	-3.0
	0.0	11.8	10.0	8.1	6.3	4.5	2.6	0.8	-1.0	-2.9
	0.5	12.3	10.5	8.6	6.8	5.0	3.1	1.3	-0.5	-2.4
	1.0	12.8	11.0	9.1	7.3	5.5	3.6	1.8	0.0	-1.9

Source: M&G (Lux) Global Floating Rate High Yield Fund, ICE BoA, 30 April 2022. Assumed 1% default rate with an average recovery of 60% for the floating high yield market and 30% for the global fixed high yield market. It is assumed 70% of the fund's positions have a 0% SOFR floor. A parallel shift in the yield curve is assumed. This is for illustrative purposes only and based on representative assumptions. This is not a projection or guarantee of future results.

interest coverage having been strong in recent periods. As such, we anticipate defaults will likely be lower than in previous recessions should one materialise. At current spreads, we therefore feel that HY FRNs offer potentially attractive compensation relative to credit risks.

Our base-case scenario over the next few months is for spreads to remain flat or to tighten slightly. As shown in Figure 4, our portfolio remains positioned to cope with a range of potential scenarios, should interest rates and spreads change. If the market stabilises while interest rates rise, this would be expected to result in mid-to-high single-digit returns from the asset class.

Performance of M&G (Lux) Global Floating Rate High Yield Fund

Return (%)	YTD to latest quarter	YTD	1 Yr pa	3 Yrs pa	5 Yrs pa	10 Yrs PA
Fund A-H EUR Acc	-1.19	-3.65	-2.25	0.49	0.22	N/A
Benchmark*	-0.74	-2.96	-0.24	2.73	2.23	N/A

Return (%)	2012	2013	2014	2015	2016	2017	2018	2019	2020	2021
Fund A-H EUR Acc	N/A	N/A	N/A	-0.43	6.51	1.62	-2.57	4.25	-0.75	4.46
Benchmark*	N/A	N/A	2.12	-0.69	11.13	2.73	-1.30	6.84	1.99	6.55

Past performance is not a guide to future performance.

*Benchmark = : BofA Merrill Lynch Global Floating Rate High Yield Index (3% constrained) USD Hedged Index. Benchmark prior to 01 April 2016 is the ICE BofAML Global Floating Rate High Yield (EUR Hedged) Index. Thereafter it is the ICE BofAML Global Floating Rate High Yield 3% Constrained (EUR Hedged) Index.

The benchmark is a comparator against which the fund's performance can be measured. The index has been chosen as the fund's benchmark as it best reflects the scope of the fund's investment policy. The benchmark is used solely to measure the fund's performance and does not constrain the fund's portfolio construction.

The fund is actively managed. The investment manager has complete freedom in choosing which investments to buy, hold and sell in the fund. The fund's holdings may deviate significantly from the benchmark's constituents.

Fund performance prior to 21 September 2018 is that of the EUR Class A-H Accumulation of the M&G Global Floating Rate High Yield Fund (a UK-authorized OEIC), which merged into this fund on 7 December 2018. Tax rates and charges may differ.

Source: Morningstar, Inc and M&G, as at 31 May 2022. Returns are calculated on a price to price basis with income reinvested. Benchmark returns stated in EUR terms.

Key fund risks

- Investments in bonds are affected by interest rates, inflation and credit ratings. It is possible that bond issuers will not pay interest or return the capital. All of these events can reduce the value of bonds held by the fund.
- High yield bonds usually carry greater risk that the bond issuers may not be able to pay interest or return the capital.
- The fund may use derivatives to profit from an expected rise or fall in the value of an asset. Should the asset's value vary in an unexpected way, the fund will incur a loss. The fund's use of derivatives may be extensive and exceed the value of its assets (leverage). This has the effect of magnifying the size of losses and gains, resulting in greater fluctuations in the value of the fund.
- Investing in emerging markets involves a greater risk of loss due to greater political, tax, economic, foreign exchange, liquidity and regulatory risks, among other factors. There may be difficulties in buying, selling, safekeeping or valuing investments in such countries.
- The fund is exposed to different currencies. Derivatives are used to minimise, but may not always eliminate, the impact of movements in currency exchange rates.
- The hedging process seeks to minimise, but cannot eliminate, the effect of movements in exchange rates on the performance of the hedged share class. Hedging also limits the ability to gain from favourable movements in exchange rates.

Further details of the risks that apply to the fund can be found in the fund's Prospectus.

The fund allows for the extensive use of derivatives.

UCITS HAVE NO GUARANTEED RETURN, AND PAST PERFORMANCE IS NOT A GUIDE TO FUTURE PERFORMANCE



For Investment Professionals, Institutional Investors, Accredited Investors and Professional Investors only. Not for onward distribution. No other persons should rely on any information contained within. Distribution of this document in or from Switzerland is not permissible with the exception of the distribution to Qualified Investors according to the Swiss Collective Investment Schemes Act, the Swiss Collective Investment Schemes Ordinance and the respective Circular issued by the Swiss supervisory authority ("Qualified Investors"). Supplied for the use by the initial recipient (provided it is a Qualified Investor) only. In Spain the M&G Investment Funds are registered for public distribution under Art. 15 of Act 35/2003 on Collective Investment Schemes as follows: M&G (Lux) Investment Funds 1 reg. no 1551. The collective investment schemes referred to in this document (the "Schemes") are open-ended investment companies with variable capital incorporated in Luxembourg. In the Netherlands, all funds referred to are UCITS and registered with the Dutch regulator, the AFM. M&G Luxembourg S.A. is the manager of the UCITS referred to in this document. Registered Office: 16, boulevard Royal, L 2449, Luxembourg. For Hong Kong only: The contents of this document have not been reviewed by any regulatory authority in Hong Kong. You are advised to exercise caution in relation to the offer of any funds mentioned in it. If you are in any doubt about any of the contents of this document, you should obtain independent professional advice. Shares, units or other interests in the funds mentioned in this document may only be offered or sold in Hong Kong to persons who are "professional investors" as defined in the Securities and Futures Ordinance ("Ordinance") and any rules made under the Ordinance – or in circumstances which are permitted under the Companies (Winding Up and Miscellaneous Provisions) Ordinance. In addition, distribution of this document in Hong Kong is restricted. It may not be issued or possessed for the purposes of issue, whether in Hong Kong or elsewhere, and shares, units or other interests in the funds mentioned may not be disposed of to any person unless such person is a "professional investor" as defined in the Ordinance and any rules made under the Ordinance or as otherwise may be permitted under Hong Kong law. For Singapore only: For "accredited investors" and "institutional investors" as defined under the Securities and Futures Act (Cap. 289) of Singapore ("SFA") only. This document forms part of, and should be read in conjunction with, the Information Memorandum of the Fund and other communications permitted for offers made in reliance of prospectus exemptions under the SFA. All forms of investments carry risks. Such investments may not be suitable for everyone. M&G Investments (Hong Kong) Limited, M&G Investments (Singapore) Pte. Ltd. (Co. Reg. No. 201131425R), and M&G International Investments S.A. and the funds referred to in this document may not be authorised, recognised or regulated by the local regulator in your jurisdiction. This information is not an offer or solicitation of an offer for the purchase or sale of investment shares in one of the funds referred to herein. Purchases of a fund should be based on the current Prospectus. The Instrument of Incorporation Prospectus, Key Investor Information Document, the, annual or interim Investment Report and Financial Statements, are available free of charge in English or your local language (unless specified below) from www.mandg.com/investments/ or in paper form from one of the following: the Luxembourg paying agent: Société Générale Bank & Trust SA, Centre operational 28-32, place de la Gare L 1616 Luxembourg; the Danish paying agent: Nordea Danmark, Filial af Nordea Bank Abp, Finland, Issuer Services, Postbox 850, Reg.no. 5528, DK-0900 Copenhagen C; Allfunds Bank, Calle Estafeta, No 6 Complejo Plaza de la Fuente, La Moraleja, 28109, Alcobendas, Madrid, Spain; M&G International Investments S.A. or its French branch; from the French centralising agent of the fund: RBC Investors Services Bank France; or from the Swedish paying agent: Nordea Bank AB (publ), Smålandsgatan 17, 105 71 Stockholm, Sweden. For Switzerland, please refer to M&G International Investments Switzerland AG, Talstrasse 66, 8001 Zurich. For Italy, they can also be obtained on the website: www.mandgitalia.it. For the Netherlands, they are available online at www.mandg.com/investments/nl and for more information concerning the Key Investor Information Document, please refer to www.afm.nl/ebi. For Ireland, they are available in English language and can also be obtained from the Irish facilities agent, Société Générale SA, Dublin Branch, 3rd Floor IFSC House – The IFSC Dublin 1, Ireland. For Greece, they are available in English, except the Key Investor Information Document/s which is available in Greek, from the Greek Representative: Eurobank Ergasias S.A. 8, Othonos Street, 10557 Athens. For Taiwan only: The financial product(s) offered herein has not been reviewed or approved by the competent authorities and is not subject to any filing or reporting requirement. The financial product(s) offered herein is only permitted to be recommended or introduced to or purchased by customers of an offshore banking unit of a bank ("OBU")/offshore securities unit of a securities firm ("OSU") which customers reside outside the R.O.C. Customers of an OBU/OSU are not eligible to use the financial consumer dispute resolution mechanism under the Financial Consumer Protection Law. This product(s) may be made available for purchase by Taiwan OBUs/OSUs acting on behalf of non-Taiwan customers of such units but may not otherwise be offered or sold in Taiwan. **Before subscribing investors should read the Prospectus and Key Investor Information Document**, which includes a description of the investment risks relating to these funds. The value of the assets managed by the funds may greatly fluctuate as a result of the investment policy. M&G International Investments S.A. may terminate arrangements for marketing under the new Cross-Border Distribution Directive denotification process. The information contained herein is not a substitute for independent investment advice. Complaints handling information is available in English or your local language from the following websites:

Luxembourg: www.mandg.com/investments/professional-investor/en-lu/complaints-dealing-process

Ireland: www.mandg.com/investments/professional-investor/en-ie/complaints-dealing-process

Belgium: www.mandg.com/investments/professional-investor/en-be/complaints-dealing-process

Denmark: www.mandg.com/investments/professional-investor/en-dk/complaints-dealing-process

Norway: www.mandg.com/investments/professional-investor/en-no/complaints-dealing-process

Netherlands: www.mandg.com/investments/professional-investor/en-nl/complaints-dealing-process

Sweden: www.mandg.com/investments/professional-investor/en-se/complaints-dealing-process

Finland: www.mandg.com/investments/professional-investor/en-fi/complaints-dealing-process

Greece: www.mandg.com/investments/private-investor/en-gr/complaints-dealing-process

Spain: www.mandg.com/investments/professional-investor/es-es/complaints-dealing-process

Italy: www.mandg.com/investments/professional-investor/it-it/complaints-dealing-process

Portugal: www.mandg.com/investments/private-investor/pt-pt/complaints-dealing-process

France: www.mandg.com/investments/professional-investor/fr-fr/complaints-dealing-process

In Hong Kong, this financial promotion is issued by M&G Investments (Hong Kong) Limited, Office: Unit 1002, LHT Tower, 31 Queen's Road Central, Hong Kong; In Singapore, this document is issued by M&G Investments (Singapore) Pte. Ltd. (Co. Reg. No. 201131425R), regulated by the Monetary Authority of Singapore; and, elsewhere, by M&G International Investments S.A. Registered Office: 16, boulevard Royal, L 2449, Luxembourg. The Portuguese Securities Market Commission (Comissão do Mercado de Valores Mobiliários, the "CMVM") has received a passporting notification under Directive 2009/65/EC of the European Parliament and of the Council and the Commission Regulation (EU) 584/2010 enabling the fund to be distributed to the public in Portugal.