

M&G (Lux) Optimal Income Fund



Bonds are no longer boring

The Optimal Income Investment Team

March 2024

The value and income from the fund's assets will go down as well as up. This will cause the value of your investment to fall as well as rise and you may get back less than you originally invested. There is no guarantee that the fund will achieve its objective. Wherever performance is mentioned, past performance is not a guide to future performance.

The fixed income investable universe has grown significantly since the Optimal Income strategy was introduced in December 2006. Today, investors have a much larger pool of investment opportunities to explore. However, the benefits from having a greater opportunity set have been offset by years of near-zero interest rates, making it challenging for investors to be constructive on bonds. This has now started to change: bonds yields are elevated and as a result we think there is more income potential for the patient fixed income investor. The bond market is back on its feet.

An expanding investment opportunity set

The Optimal Income strategy was introduced in 2006 and since then the investable universe for bonds has grown significantly. This, we suggest, has presented investors with a much larger pool of fixed income opportunities to explore (see Figure 1). The M&G team behind the Optimal Income strategy has also grown – more portfolio managers, investment specialists, and expert analysts support the Optimal Income franchise. We now have one of Europe's largest credit desks, too.

While expansion is one thing, it is fair to say the benefits of accessing a greater opportunity set (more bonds to invest in, typically greater liquidity, and more granular research behind issues) have been somewhat offset by years of near-zero interest rates. It has certainly been challenging for investors to be constructive on bonds in an ultra-low rates environment.

However, the market environment has changed: yields are higher – both on government and corporate bonds - and the bond market is looking perceptively more attractive. We think fixed income is no longer that boring asset class investors would consider for diversification purposes only. For us, it is an exciting and diverse asset class (with investment risks, of course) that can allow clients to grow their capital over the long term.

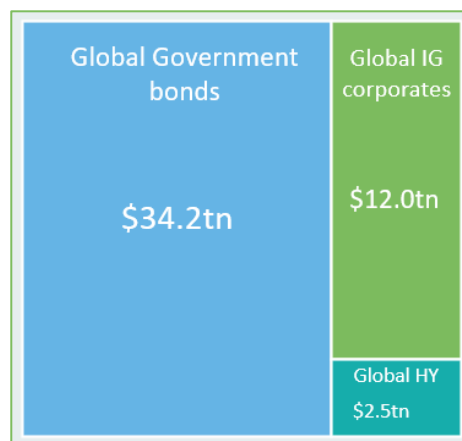
Rates (sovereign bonds): why we favour long duration

We believe that the sharp increase in money supply during the Covid pandemic was the initial cause of inflation. As central banks have reversed course and reduced liquidity in the system, inflation has started to decline. We believe inflationary pressures will continue to ease this year, reflecting a more restrictive monetary policy. However, we expect growth to remain positive, driven in part by sustained consumer spending supported by a strong labour market and rising real wages (as inflation falls).

Nevertheless, economic growth is likely to remain subdued due to factors such as full employment, increased regulatory burdens, and higher government interventions. This contrasts with the current pricing in the bond market, where real interest rates have returned to pre-2008 levels, instead indicating an environment of higher economic growth. We continue to believe that real rates should be lower, reflecting lower potential growth. Consequently, despite the recent significant movement in nominal rates, we maintain an overweight/long duration positioning as we believe there is still potential for yields to decrease further. **Current portfolio duration is around 7.1 years at the end of February**, as shown in Figure 2 (overleaf) - the longest the fund has been 2008 and the Global Financial Crisis.

UCITS HAVE NO GUARANTEED RETURN AND PAST PERFORMANCE IS NOT A GUIDE TO FUTURE PERFORMANCE

Figure 1 Optimal Income's global investment universe – not including company shares*

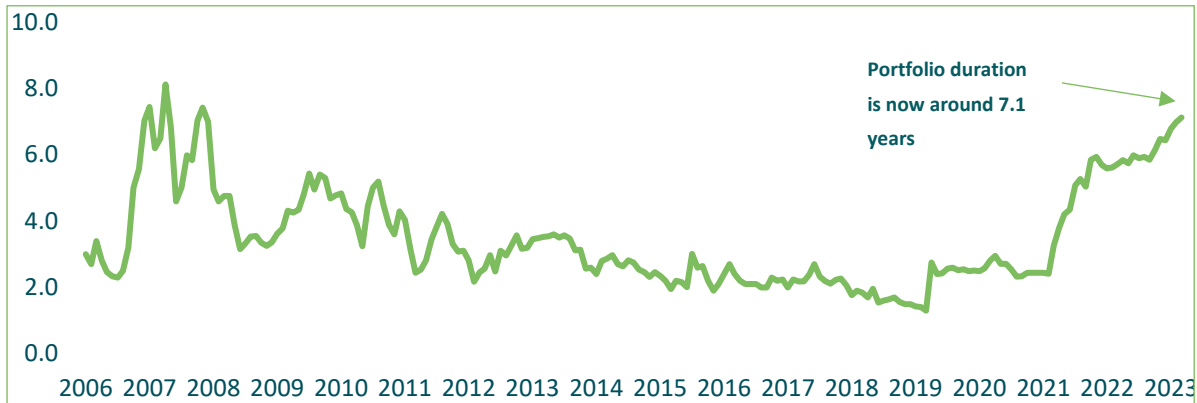


Information is subject to change and not a guarantee of future results. *Optimal Income can invest in equities, subject to a limit of 20% of fund assets; historically, allocation has been under 5% and is c0.3% today.

Source: M&G Investments, 29 February 2024.

Figure 2. Duration evolution for M&G (Lux) Optimal Income Fund since 2006

Duration (years)



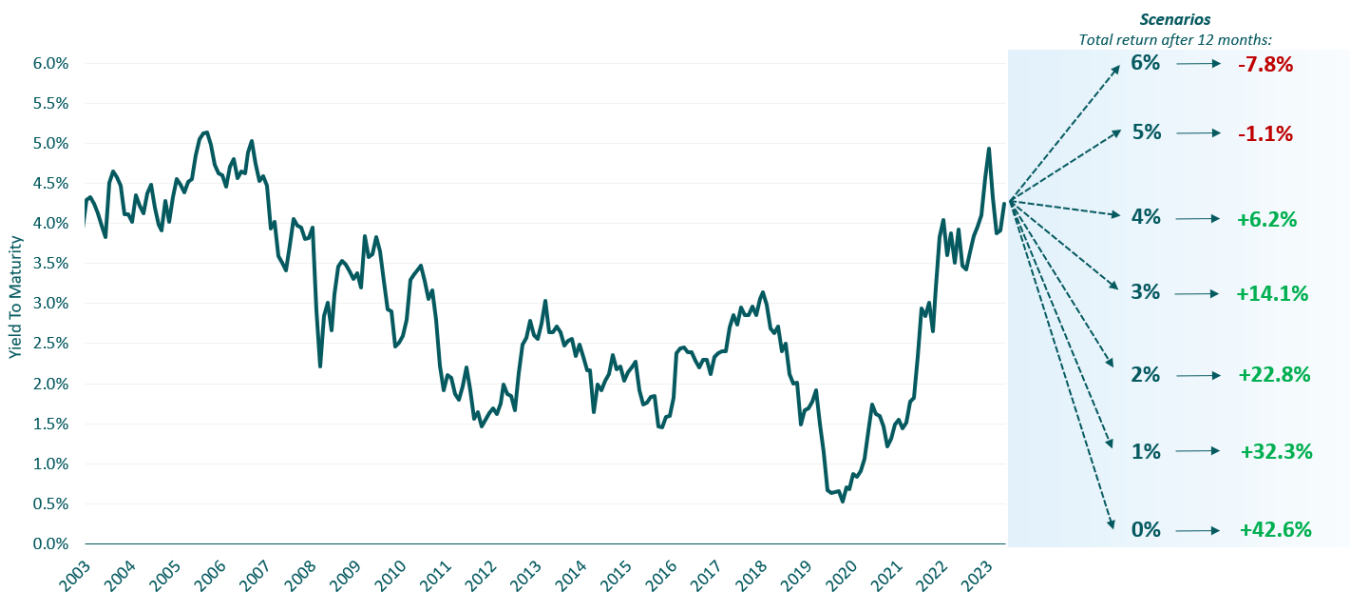
On 8 March 2019, the non-sterling assets of the M&G Optimal Income Fund, a UK-authorized OEIC, merged in the M&G (Lux) Optimal Income Fund, a Luxembourg authorised SICAV, which launched on 5 September 2018. Data prior to the 8 March 2019 refers to the OEIC.

Source: M&G, 29 February 2024. Information is subject to change and not a guarantee of future results.

Today we favour a long rates view, similar to the Optimal Income strategy during 2007-2008 and the onset of the global financial crisis. Throughout the period we have been active and often against the wider market consensus.

Our long duration view is also backed by what we see as a **favourable risk-reward trade-off** offered by bonds, particularly in the case of core government bonds (eg US Treasuries). Not long ago, rates were close to zero, leaving investors with very limited upside compared to a large downside risk. Today, it is the other way around, particularly as we now know central banks are at the end of their hiking cycle and are expected to cut interest rates in 2024-25. Figure 3 below -- which is based on M&G's own internal scenarios of expectations for total returns of 10-year US government bonds -- illustrates our belief that the risk-reward for these assets is improving.

Figure 3. Risk-reward scenarios for 10-year US Treasuries



Source: Bloomberg, 29 February 2024

Past performance is not a guide to future performance. For illustrative purposes only. The scenarios presented are an estimate of future performance based on evidence from the past on how the value of this investment varies, and/or current market conditions and are not an exact indicator.

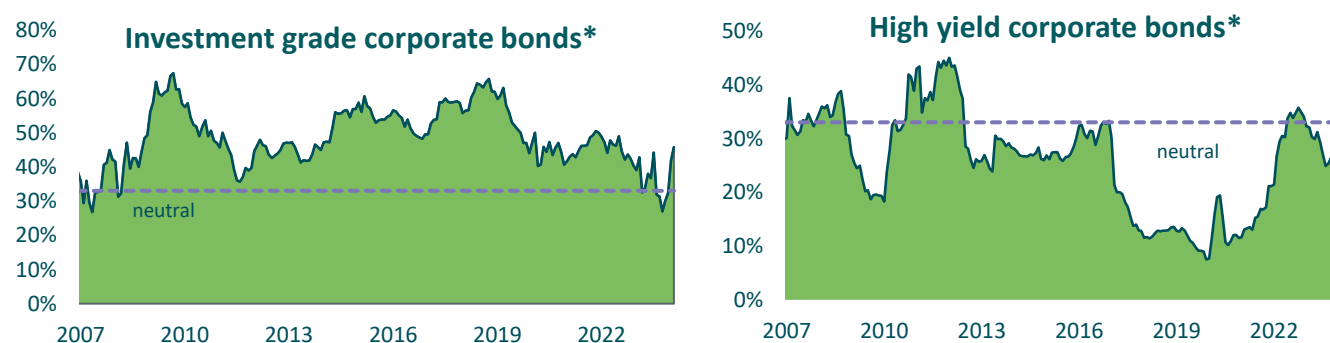
Credit: currently neutral but with some interesting opportunities in IG

Turning to corporate bonds ('credit'), we continue to view valuations as generally 'fair' and consistent with an environment of positive, if subdued growth. We favour **higher quality companies** (eg investment grade credit at c40% of fund assets) issuing in the short-to-middle part of the credit yield curve. At the same time we have been reducing exposure to longer-dated corporate bonds due to considerable flattening of the credit yield curve. In terms of sectors, we are becoming more selective with financials and have a preference for European banks over US banks due to their lower leverage, stronger regulation, and generally limited impact from regional banks. The credit research team have been instrumental in supporting our selection.

Within **high yield**, we have been trimming since 2022-23, mainly because some of the physical bonds held have performed well and we took profits here. Currently, valuations across the asset class look a little expensive and we are happy being about 22% versus 33% neutral weighting.

In summary, we began 2024 in a significantly different position compared to the previous decade. While we had previously positioned ourselves with short duration and long credit, we now have adopted a long duration stance, while we remain relatively more cautious on credit, but within some differences across quality (**investment grade over high yield** – see Figure 4, below) and maturities (shorter-dated over longer-dated names).

Figure 4. We have been very active within **investment grade and high yield** since fund inception



* Neutral weight is 33% Internal limits are subject to change.

Source: M&G, 29 February 2024. Information is subject to change and not a guarantee of future results.

On 8 March 2019, the non-sterling assets of the M&G Optimal Income Fund, a UK-authorized OEIC, merged in the M&G (Lux) Optimal Income Fund, a Luxembourg authorised SICAV, which launched on 5 September 2018. Data prior to 8 March 2019 refers to the OEIC.

Performance year to date

Past performance is not a guide to future performance

- The macroeconomic environment remains mainly robust, with growth showing signs of recovery while inflation remains "sticky". Spreads have tightened further, reflecting a favourable growth environment, while rates have risen as investors reassess the timing and magnitude of future rate cuts. The main driver of relative negative return year to date has been our **overweight duration positioning** (as interest rates rose and prices fell). On the other hand, our **credit exposure has held up well**, delivering a small positive return compared to the index. Being underweight in emerging markets and some high yield issuers had a slightly negative impact, but this has been offset by our overweight exposure to investment grade corporate bonds, as well as some higher beta financial bonds and our synthetic exposure to high yield indices (credit default swaps, or CDS).

Positioning

- ❖ **The risk-reward profile from owning duration remains attractive, in our view.** The downside risk (higher rates) seems limited as central banks have already tightened significantly and are not in a position to raise rates much further. On the other hand, if inflation and growth unexpectedly disappoint, the potential upside (lower rates) could be significant.

- ❖ **Within credit, we remain close to neutral. This is not a fundamental view.** If anything, we think companies' balance sheets still look healthy while growth is stable. This is more of a valuation view. Spreads are historically tight, and as a result, we prefer to be more defensively positioned than we have been in the past.

How *might* the fund's YTM evolve over the next 12 months?

We believe an environment of elevated interest rates over the past year or so has resulted in a greater cushion for fixed income investors with long-term investment horizons. In this context, the M&G (Lux) Optimal Income Fund has also seen its cushion stay fairly elevated: The fund offered a yield to expected maturity (YTM – which is essentially an estimate of the annualised return until the expected maturity of its underlying holdings) of c4.5%, gross of fees, at the end of February 2024. While in the past, rates were near zero and there was no margin for error, this time around we have something of a buffer and that, we believe, can help us partially offset future volatility.

In our opinion, the yield to maturity, while not perfect, may provide a useful starting point to think about future returns. Considering the hypothetical table below (see Figure 5), in a hard landing scenario (not our base case), we believe the Optimal Income strategy could still generate positive returns. This is thanks to a combination of higher starting bond yields and our long duration positioning.


But what could be the worst environment for the Optimal Income strategy? A high inflation scenario, where central banks are forced to increase rates further and at the same time credit spreads will widen. Looking at the macroeconomic picture today, this is not our base case scenario. Instead, we believe we are closer to what market participants generally define as a "soft landing" -- an environment where inflation goes back to target, without necessarily causing a recession.

Figure 5. Estimated yield to maturity under various rate/spread scenarios based on current positioning


The scenarios presented are an estimate of future performance based on evidence from the past on how the value of this investment varies, and/or current market conditions and are not an exact indicator. What you will get will vary depending on how the market performs and how long you keep the investment/product

Change in credit spreads

	-2.0%	-1.5%	-1.0%	-0.5%		No change	+0.5%	+1.0%	+1.5%	2.0%
-2.0%	25.0%	22.9%	20.9%	18.9%		16.9%	14.8%	12.8%	10.8%	8.7%
-1.5%	21.9%	19.9%	17.8%	15.8%		13.8%	11.7%	9.7%	7.7%	5.6%
-1.0%	18.8%	16.8%	14.7%	12.7%		10.7%	8.6%	6.6%	4.6%	2.6%
-0.5%	15.7%	13.7%	11.6%	9.6%		7.6%	5.6%	3.5%	1.5%	-0.5%
No change	12.6%	10.6%	8.6%	6.5%		4.5%	2.5%	0.4%	-1.6%	-3.6%
+0.5%	9.5%	7.5%	5.5%	3.4%		1.4%	-0.6%	-2.7%	-4.7%	-6.7%
+1.0%	6.4%	4.4%	2.4%	0.3%		-1.7%	-3.7%	-5.8%	-7.8%	-9.8%
+1.5%	3.3%	1.3%	-0.7%	-2.8%		-4.8%	-6.8%	-8.8%	-10.9%	-12.9%
+2.0%	0.3%	-1.8%	-3.8%	-5.8%		-7.9%	-9.9%	-11.9%	-14.0%	-16.0%



Soft Landing scenario



Hard Landing scenario

For illustration purposes only. This is not intended to provide expectations of the strategy's future returns or yield and spread levels. Portfolio analysis based on a one-year time horizon, assuming a static portfolio and parallel shifts in yield curves assumed to occur on day 0. This means the total adjusted carry (rates change + spread change) is added to the initial Yield to Maturity for a full year; excludes any exposure to equities. Analysis also assumes that any moves in rates and/or spreads are one-off shocks. Source: M&G, based on Strategy and index positioning, 29 February 2024.

Figure 6: Performance: YTD, YTD (%) and calendar-year performance (pa%)

Past performance is not a guide to future performance

	2024 YTD	YTD	2023	2022	2021	2020
Fund (EUR)	-2.0	10.2	10.2	-12.3	1.2	1.4
BM* (EUR)	-0.6	7.3	7.3	-14.1	-0.9	5.0
Fund (USD)	-1.7	12.7	12.7	-10.2	2.0	3.1
BM* (USD)	-0.3	9.8	9.8	-12.0	0.0	6.5
	2019	2018	2017	2016	2015	2014
Fund (EUR)	6.8	-4.0	4.3	7.0	-1.6	4.7
BM* (EUR)	7.8	n/a	n/a	n/a	n/a	n/a
Fund (USD)	9.9	-1.2	6.5	7.9	-1.2	4.9
BM* (USD)	11.0	n/a	n/a	n/a	n/a	n/a

YTD = year to most recent quarter.

*Benchmark: 1/3 Bloomberg Global Aggregate Corporate Index EUR Hedged, 1/3 Bloomberg Global High Yield Index EUR Hedged, 1/3 Bloomberg Global Treasury Index EUR Hedged. The composite index was introduced as the fund's benchmark on 7 September 2018. Fund performance prior to 7 September 2018 is that of the equivalent UK-authorized OEIC, which merged into this fund on 8 March 2019. Tax rates and charges may differ.

The benchmark is a comparator used solely to measure the fund's performance and reflects the scope of the fund's investment policy but does not constrain portfolio construction. The fund is actively managed. The fund's holdings may deviate significantly from the benchmark's constituents. The benchmark is not an ESG benchmark and is not consistent with the ESG Criteria.

Source: Morningstar, Inc., as at 29 February 2024, Euro Class A Acc shares and USD Class A-Hedged shares, price to price, income reinvested. Not all share classes are registered for sale in all countries. Details in Prospectus.

Fund description

The fund aims to provide a combination of capital growth and income to deliver a return based on exposure to optimal income streams in investment markets, while applying environmental, social and governance (ESG) criteria. It seeks to make these investments using an exclusionary approach, as described in the prospectus. Typically, at least 50% of the portfolio is invested in a broad range of fixed income securities of any credit quality and from any country, including emerging markets, and denominated in any currency. The fund manager selects investments wherever he sees the greatest opportunities, based on his assessment of a combination of macroeconomic, asset, sector and stock-level factors. The manager may also hold up to 20% of the portfolio in company shares when he believes they offer better value than bonds. The fund's recommended holding period is five years. In normal market conditions, the fund's expected average leverage – how much it can increase its investment position by borrowing money or using derivatives – is 200% of its net asset value.

Main risks associated with the fund

- The value and income from the fund's assets will go down as well as up. This will cause the value of your investment to fall as well as rise. There is no guarantee that the fund will achieve its objective and you may get back less than you originally invested.
- Investments in bonds are affected by interest rates, inflation and credit ratings. It is possible that bond issuers will not pay interest or return the capital. All of these events can reduce the value of bonds held by the fund.
- High yield bonds usually carry greater risk that the bond issuers may not be able to pay interest or return the capital.
- Investing in emerging markets involves a greater risk of loss due to greater political, tax, economic, foreign exchange, liquidity and regulatory risks, among other factors. There may be difficulties in buying, selling, safekeeping or valuing investments in such countries.
- The fund is exposed to different currencies. Derivatives are used to minimise, but may not always eliminate, the impact of movements in currency exchange rates.

- Investing in this fund means acquiring units or shares in a fund, and not in a given underlying asset such as building or shares of a company, as these are only the underlying assets owned by the fund.

Further risk factors that apply to the fund can be found in the fund's Prospectus.

The views expressed in this document should not be taken as a recommendation, advice or forecast.

This is a marketing communication. Please refer to the Prospectus and the KID before making any final investment decision.

Other important information

For an explanation of technical terms, please refer to the glossary via the link:
<https://www.mandg.com/dam/global/shared/en/documents/glossary-master-en.pdf>

For European investors, the fund's sustainability-related disclosures can be found on the relevant country website below:

Luxembourg: <https://www.mandg.com/investments/professional-investor/en-lu/funds/mg-lux-optimal-income-fund/lu1670724373#documents>

For Investment Professionals, Institutional Investors, Accredited Investors and Professional Investors only. Not for onward distribution. No other persons should rely on any information contained within. Distribution of this document in or from Switzerland is not permissible with the exception of the distribution to Qualified Investors according to the Swiss Collective Investment Schemes Act, the Swiss Collective Investment Schemes Ordinance and the respective Circular issued by the Swiss supervisory authority ("Qualified Investors"). Supplied for the use by the initial recipient (provided it is a Qualified Investor) only. In Spain the M&G Investment Funds are registered for public distribution under Art. 15 of Act 35/2003 on Collective Investment Schemes as follows: M&G (Lux) Investment Funds 1 reg. no 1551 of the relevant CNMV Register. The collective investment schemes referred to in this document (the "Schemes") are open-ended investment companies with variable capital, incorporated in Luxembourg. The Portuguese Securities Market Commission (Comissão do Mercado de Valores Mobiliários, the "CMVM") has received a passporting notification under Directive 2009/65/EC of the European Parliament and of the Council and the Commission Regulation (EU) 584/2010 enabling the fund to be distributed to the public in Portugal. In the Netherlands, all funds referred to are UCITS and registered with the Dutch regulator, the AFM. M&G Luxembourg S.A. is the manager of the UCITS referred to in this document. Registered Office: 16, boulevard Royal, L 2449, Luxembourg. This information is not an offer or solicitation of an offer for the purchase or sale of investment shares in one of the funds referred to herein. Purchases of a fund should be based on the current Prospectus and Key Information Document (KID). The Instrument of Incorporation Prospectus, Key Information Document, the annual or interim Investment Report and Financial Statements, are available free of charge in English or your local language (unless specified below) from www.mandg.com/investments/ or in paper form from one of the following: the Luxembourg paying agent: Société Générale Bank & Trust SA, Centre operational 28-32, place de la Gare L 1616 Luxembourg; the Danish paying agent: Nordea Danmark, Filial af Nordea Bank Abp, Finland, Issuer Services, Postbox 850, Reg.no. 5528, DK-0900 Copenhagen C; Allfunds Bank, Calle Estafeta, No 6 Complejo Plaza de la Fuente, La Moraleja, 28109, Alcobendas, Madrid, Spain; M&G Luxembourg S.A. French branch, 8 rue Lamennais, Paris 75008; from the French centralising agent of the fund: RBC Investors Services Bank France; or from the Swedish paying agent: Nordea Bank AB (publ), Smålandsgatan 17, 105 71 Stockholm, Sweden. For Switzerland, please refer to M&G International Investments Switzerland AG, Zollstrasse 17, 8005 Zürich. For Italy, they can also be obtained on the website: www.mandgitalia.it. For the Netherlands, they are available online at www.mandg.com/investments/nl and for more information concerning the Key Information Document, please refer to www.afm.nl/eid. For Ireland, they are available in English language and can also be obtained from the Irish facilities agent, Société Générale SA, Dublin Branch, 3rd Floor IFSC House – The IFSC Dublin 1, Ireland. For Greece, they are available in English, except the Key Information Document/s which is available in Greek, from the Greek Representative: Eurobank Ergasias S.A. 8, Othonos Street, 10557 Athens. **For Hong Kong only:** The contents of this document have not been reviewed by any regulatory authority in Hong Kong. You are advised to exercise caution in relation to the offer of any funds mentioned in it. If you are in any doubt about any of the contents of this document, you should obtain independent professional advice. Shares, units or other interests in the funds mentioned in this document may only be offered or sold in Hong Kong to persons who are "professional investors" as defined in the Securities and Futures Ordinance ("Ordinance") and any rules made under the Ordinance – or in circumstances which are permitted under the Companies (Winding Up and Miscellaneous Provisions) Ordinance. In addition, distribution of this document in Hong Kong is restricted. It may not be issued or possessed for the purposes of issue, whether in Hong Kong or elsewhere, and shares, units or other interests in the funds mentioned may not be disposed of to any person unless such person is a "professional investor" as defined in the Ordinance and any rules made under the Ordinance or as otherwise may be permitted under Hong Kong law. **For Singapore only :** For "accredited investors" and "institutional investors" as defined under the Securities and Futures Act (Cap. 289) of Singapore ("SFA") only. Subscriptions in the fund are valid only if made on the basis of the current Prospectus and the Product Highlights Sheet available on our website www.mandg.com/investments/sg and you must read these documents before deciding whether to invest. Investors may wish to seek advice from a financial adviser before purchasing shares of the fund. In the event that they choose not to seek independent financial advice, they should consider carefully whether the fund is suitable for them. All forms of investments carry risks. Such investments may not be suitable for everyone. This document has not been reviewed by the Monetary Authority of Singapore. **For Taiwan only:** For any past performance shown, please note that past performance is not a guide to future performance. The value and income from the fund's assets will go down as well as up. This will cause the value of your investment to fall as well as rise. There is no guarantee that the fund will achieve its objective and you may get back less than you originally invested. An 'absolute return' fund may not move in line with market trends or fully benefit from a positive market environment. The fund may use derivatives to profit from an expected rise or fall in the value of an asset. Should the asset's value vary in an unexpected way, the fund will incur a loss. The fund's use of derivatives may be extensive and exceed the value of its assets (leverage). This has the effect of magnifying the size of losses and gains, resulting in greater fluctuations in the value of the fund. The fund can be exposed to different currencies. Movements in currency exchange rates may adversely affect the value of your investment. Investing in this fund means acquiring units or shares in a fund, and not in a given underlying asset such as building or shares of a company, as these are only the underlying assets owned by the fund. Further risk factors that apply to the fund can be found in the fund's Prospectus. **Before subscribing investors should read the Key Information Document and the Prospectus**, which includes a description of the investment risks relating to these funds. The value of the assets managed by the funds may greatly fluctuate as a result of the investment policy. The information contained herein is not a substitute for independent investment advice. M&G Luxembourg S.A. may terminate arrangements for marketing under the new Cross-Border Distribution Directive denotification process. Complaints handling information and summary of investors' rights, in English or your local language from the following websites:

Luxembourg: <https://www.mandg.com/investments/professional-investor/en-lu/footer/complaints-process>

Ireland: www.mandg.com/investments/professional-investor/en-ie/complaints-dealing-process

Belgium: www.mandg.com/investments/professional-investor/en-be/complaints-dealing-process

Denmark: www.mandg.com/investments/professional-investor/en-dk/complaints-dealing-process

Norway: www.mandg.com/investments/professional-investor/en-no/complaints-dealing-process

Netherlands: www.mandg.com/investments/professional-investor/en-nl/complaints-dealing-process

Sweden: www.mandg.com/investments/professional-investor/en-se/complaints-dealing-process

Finland: www.mandg.com/investments/professional-investor/en-fi/complaints-dealing-process

Greece: www.mandg.com/investments/private-investor/en-gr/complaints-dealing-process

Spain: www.mandg.com/investments/professional-investor/es-es/complaints-dealing-process

Italy: www.mandg.com/investments/professional-investor/it-it/complaints-dealing-process

Portugal: www.mandg.com/investments/private-investor/pt-pt/complaints-dealing-process

France: www.mandg.com/investments/professional-investor/fr-fr/complaints-dealing-process

In the UK, this financial promotion is issued by M&G Securities Limited which is authorised and regulated by the Financial Conduct Authority in the UK and provides ISAs and other investment products. The company's registered office is 10 Fenchurch Avenue, London EC3M 5AG. Registered in England and Wales. Registered number 90776. In Hong Kong, this financial promotion is issued by M&G Investments (Hong Kong) Limited, Office: Unit 1002, LHT Tower, 31

Queen's Road Central, Hong Kong; In Singapore, this document is issued by M&G Investments (Singapore) Pte. Ltd. (Co. Reg. No. 201131425R), regulated by the Monetary Authority of Singapore; and, elsewhere, by M&G Luxembourg S.A. Registered Office: 16, boulevard Royal, L 2449, Luxembourg.

1191802_SICAV_Asia_PE_ex_AT_DE_March_24

UCITS HAVE NO GUARANTEED RETURN AND PAST PERFORMANCE IS NOT A GUIDE TO FUTURE PERFORMANCE